Truck driver seats

Three featured models from Referneec.



38ZY0023
Mercedes-Benz Actros / Axor



38ZY0013
Scania



38ZY0017
Volvo

38ZY0023 / Driver's seat manual

6865/875 NTS2 · Left-hand drive · Dual-armrests · 36 kg

Truck Parts & Solution

38ZY0023

6865/875 NTS2 Dual-Armrest LHD Driver Seat

Truck Driver Seat



Key Features / KEY FEATURES

- Ergonomic Comfort
- Air Suspension
- Multi-Adjustable
- Safety Support

Basic information

BASIC INFORMATION

Product No.	38ZY0023	Seat Net Weight	36KGS
Product Name	6865/875 NTS2 Dual-Armrest LHD Driver Seat	Compatible Model	Mercedes-Benz MP4, Mercedes-Benz NEW

Truck Parts & Solution

38ZY0023

Dimensions and Drawings

6865/875 NTS2 Dual-Armrest LHD Driver Seat





Front View



SIDE VIEW



Truck Parts & Solution

38ZY0023

Control Functions

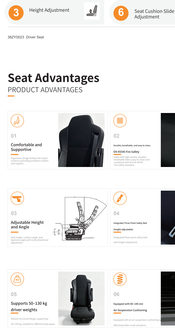

Control Functions / CONTROL FUNCTIONS

1	Damping Adjustment	4	Fast-Release Valve
2	Tilt Angle Adjustment	5	Backrest Adjustment
3	Height Adjustment	6	Seat Cushion Slide Adjustment

Truck Parts & Solution

Seat Advantages

PRODUCT ADVANTAGES

01 **Comfortable and Supportive**



02 Durable, breathable, and easy to clean



03



04 Integrated Three-Point Safety Belt



05 Supports 50–130 kg driver weights



06 Packaged with EPE +PE film



Truck Parts & Solution

Packaging Information

PACKAGING

Method 1 Carton + Pallet



Seat: 36 kg

Outer Carton: 4 kg

Pallet: 8 kg

Dimensions: 130 × 60 × 70 cm

Method 2 L-Shaped Carton



L-Shaped Carton: 3.5 kg Seat: 36 kg

Truck Parts & Solution

Installation Instructions

INSTALLATION

1 Locate the mounting Bracket

Locate the seat mounting bracket on the chassis as per as the mark location position



2 Measure Mounting Hole Spacing

Measure the spacing between the six mounting holes



3 Check Mounting Dimensions

Confirm that the bracket dimensions match the seat's mounting holes. Bad results indicate the screw holes.



4 Secure with Original Vehicle Screws

Fix the seat using the original vehicle screws to complete the installation.



Send us your vehicle model and we will check the seat mounting dimensions.

Truck Parts & Solution

Application

Seating On-site

SUGGESTIONS

- CONFIRM SPACE CLEARANCE FOR ADJUSTMENT AND OPERATION
- ENSURE SEAT BELT ANCHORAGE IS SECURE
- ALWAYS FOLLOW THE MANUFACTURER'S INSTRUCTIONS



Meet the Referneec team

Contact Referneec
Sale@referneec.com · +86 181 5771 5473
referneecglobal.com/truck-seats/